


Recording Messages



Why not record your message instead.



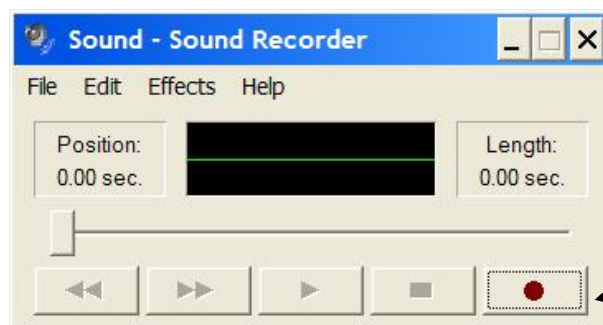
Make sure your webcam

is plugged in and

click  on the Sound Recorder



You will then see the following screen:



Click here to start recording your message.

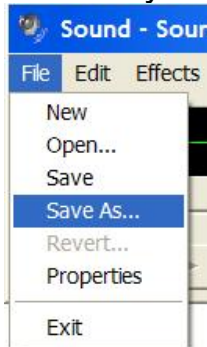
Once you start to record your message you will see the green line change and move:



Click here to stop recording your message.



To save your message click on File and Save As



, then you can save to your computer. The sound file is now ready for uploading to Swansea People.